

April 29, 2024

**BSE Limited**  
Phiroze Jeejeebhoy Towers,  
Dalal Street,  
Mumbai - 400001.

**National Stock Exchange of India Ltd.,**  
Exchange Plaza, C/1, G Block,  
Bandra - Kurla Complex, Bandra (E),  
Mumbai - 400051.

**Scrip ID: BSOFT**  
**Scrip Code: 532400**

**Symbol: BSOFT**  
**Series: EQ**

**Kind Attn: The Manager,**  
Department of Corporate Services

**Kind Attn: The Manager,**  
Listing Department

**Subject: -** Intimation under Regulations 30, 33 and other applicable provisions of the Securities and Exchange Board of India (Listing Obligations and Disclosure Requirements) Regulations, 2015, as amended (the “Listing Regulations”) - Outcome of the Board Meeting held on April 29, 2024

Time of commencement of the Board Meeting: 14:00 hours IST  
Time of conclusion of the Board Meeting : 15:45 hours IST

Dear Sir/Madam,

We wish to inform you that the Board of Directors of the Company (the “Board”), at its meeting concluded today, *inter alia*, has approved the following:

- a) Audited Standalone and Consolidated Financial Results of the Company, for the quarter and year ended March 31, 2024; and
- b) Recommendation of final dividend of Rs. 4/- per equity share of face value of Rs. 2/- each (200%), for the financial year 2023-24, subject to declaration of the same by the Members at the ensuing Annual General Meeting (“AGM”) of the Company. The date of AGM shall be intimated in due course, and the dividend, if declared by the Members, will be paid within the statutory timelines.

The audited Standalone and Consolidated Financial Results for the quarter and year ended March 31, 2024, along with Auditor’s Reports thereon and a declaration with respect to unmodified opinion are attached herewith.

**Birlasoft Limited**

Kindly take the same on your records.

Thanking you.

Yours faithfully,

For **Birlasoft Limited**

Sneha  
Prashant  
Padve

Digitally signed by  
Sneha Prashant  
Padve  
Date: 2024.04.29  
15:49:56 +05'30'



Sneha Padve  
**Company Secretary & Compliance Officer**  
Membership No.: ACS 9678

**Birlasoft Limited**

Registered Office: 35 & 36, Rajiv Gandhi Infotech Park, Phase - I, MIDC, Hinjawadi, Pune (MH) 411057, India  
Tel: +91 20 6652 5000 | Fax +91 20 6652 5001 | [contactus@birlasoft.com](mailto:contactus@birlasoft.com) | [www.birlasoft.com](http://www.birlasoft.com)

CIN: L72200PN1990PLC059594

**Independent Auditor's Report on the Quarterly and Year to Date Consolidated Financial Results of the Company Pursuant to the Regulation 33 of the SEBI (Listing Obligations and Disclosure Requirements) Regulations, 2015, as amended**

To  
**The Board of Directors of  
Birlasoft Limited**

**Report on the audit of the Consolidated Financial Results****Opinion**

We have audited the accompanying statement of quarterly and year to date consolidated financial results of Birlasoft Limited ("Holding Company") and its subsidiaries (the Holding Company and its subsidiaries together referred to as "the Group") for the quarter ended March 31, 2024 and for the year ended March 31, 2024 ("Statement"), attached herewith, being submitted by the Holding Company pursuant to the requirement of Regulation 33 of the SEBI (Listing Obligations and Disclosure Requirements) Regulations, 2015, as amended ("Listing Regulations").

In our opinion and to the best of our information and according to the explanations given to us and based on the consideration of the reports of the other auditors on separate audited financial statements/ financial results/financial information of the subsidiaries, the Statement:

- i. includes the results of the following entities;
  1. Birlasoft Limited (Holding Company)

Subsidiaries and fellow subsidiaries

  2. Birlasoft Inc., USA
  3. Birlasoft (UK) Limited, UK
  4. Birlasoft Sdn. Bhd., Malaysia
  5. Birlasoft Solutions Limited, UK
  6. Birlasoft Solutions France
  7. Birlasoft Solutions Inc., USA
  8. Birlasoft Computer Corporation, USA
  9. Birlasoft Solutions ME FZE, UAE
  10. Birlasoft Technologies Canada Corporation, Canada
  11. Birlasoft Consulting Inc., USA
  12. Birlasoft Solutions Ltda., Brazil
  13. Birlasoft Solutions Mexico S.A. DE C.V., Mexico
  14. Birlasoft Solutions GmbH., Germany
- ii. are presented in accordance with the requirements of the Listing Regulations in this regard; and
- iii. gives a true and fair view in conformity with the applicable accounting standards, and other accounting principles generally accepted in India, of the consolidated net profit and other comprehensive income and other financial information of the Group for the quarter ended March 31, 2024 and for the year ended March 31, 2024.



**Basis for Opinion**

We conducted our audit in accordance with the Standards on Auditing (SAs), as specified under Section 143(10) of the Companies Act, 2013, as amended (“the Act”). Our responsibilities under those Standards are further described in the “Auditor’s Responsibilities for the Audit of the Consolidated Financial Results” section of our report. We are independent of the Group in accordance with the ‘Code of Ethics’ issued by the Institute of Chartered Accountants of India together with the ethical requirements that are relevant to our audit of the financial statements under the provisions of the Act and the Rules thereunder, and we have fulfilled our other ethical responsibilities in accordance with these requirements and the Code of Ethics. We believe that the audit evidence obtained by us and other auditors in terms of their reports referred to in “Other Matter” paragraph below, is sufficient and appropriate to provide a basis for our opinion.

**Management’s Responsibilities for the Consolidated Financial Results**

The Statement has been prepared on the basis of the consolidated annual financial statements. The Holding Company’s Board of Directors are responsible for the preparation and presentation of the Statement that give a true and fair view of the net profit and other comprehensive income and other financial information of the Group in accordance with the applicable accounting standards prescribed under section 133 of the Act read with relevant rules issued thereunder and other accounting principles generally accepted in India and in compliance with Regulation 33 of the Listing Regulations. The respective Board of Directors of the companies included in the Group are responsible for maintenance of adequate accounting records in accordance with the provisions of the Act for safeguarding of the assets of their respective companies and for preventing and detecting frauds and other irregularities; selection and application of appropriate accounting policies; making judgments and estimates that are reasonable and prudent; and the design, implementation and maintenance of adequate internal financial controls, that were operating effectively for ensuring the accuracy and completeness of the accounting records, relevant to the preparation and presentation of the Statement that give a true and fair view and are free from material misstatement, whether due to fraud or error, which have been used for the purpose of preparation of the Statement by the Directors of the Holding Company, as aforesaid.

In preparing the Statement, the respective Board of Directors of the companies included in the Group are responsible for assessing the ability of their respective companies to continue as a going concern, disclosing, as applicable, matters related to going concern and using the going concern basis of accounting unless management either intends to liquidate the Group or to cease operations, or has no realistic alternative but to do so.

The respective Board of Directors of the companies included in the Group are also responsible for overseeing the financial reporting process of their respective companies.

**Auditor’s Responsibilities for the Audit of the Consolidated Financial Results**

Our objectives are to obtain reasonable assurance about whether the Statement as a whole is free from material misstatement, whether due to fraud or error, and to issue an auditor’s report that includes our opinion. Reasonable assurance is a high level of assurance, but is not a guarantee that an audit conducted in accordance with SAs will always detect a material misstatement when it exists. Misstatements can arise from fraud or error and are considered material if, individually or in the aggregate, they could reasonably be expected to influence the economic decisions of users taken on the basis of the Statement.





As part of an audit in accordance with SAs, we exercise professional judgment and maintain professional skepticism throughout the audit. We also:

- Identify and assess the risks of material misstatement of the Statement, whether due to fraud or error, design and perform audit procedures responsive to those risks, and obtain audit evidence that is sufficient and appropriate to provide a basis for our opinion. The risk of not detecting a material misstatement resulting from fraud is higher than for one resulting from error, as fraud may involve collusion, forgery, intentional omissions, misrepresentations, or the override of internal control.
- Obtain an understanding of internal control relevant to the audit in order to design audit procedures that are appropriate in the circumstances. Under Section 143(3)(i) of the Act, we are also responsible for expressing our opinion on whether the company has adequate internal financial controls with reference to financial statements in place and the operating effectiveness of such controls.
- Evaluate the appropriateness of accounting policies used and the reasonableness of accounting estimates and related disclosures made by the Board of Directors.
- Conclude on the appropriateness of the Board of Directors' use of the going concern basis of accounting and, based on the audit evidence obtained, whether a material uncertainty exists related to events or conditions that may cast significant doubt on the ability of the Group to continue as a going concern. If we conclude that a material uncertainty exists, we are required to draw attention in our auditor's report to the related disclosures in the Statement or, if such disclosures are inadequate, to modify our opinion. Our conclusions are based on the audit evidence obtained up to the date of our auditor's report. However, future events or conditions may cause the Group to cease to continue as a going concern.
- Evaluate the overall presentation, structure and content of the Statement, including the disclosures, and whether the Statement represent the underlying transactions and events in a manner that achieves fair presentation.
- Obtain sufficient appropriate audit evidence regarding the financial results / financial information of the entities within the Group and whose financial information we have audited, to express an opinion on the Statement. We are responsible for the direction, supervision and performance of the audit of the financial information of such entities included in the Statement of which we are the independent auditors. For the other entities included in the Statement, which have been audited by other auditors, such other auditors remain responsible for the direction, supervision and performance of the audits carried out by them. We remain solely responsible for our audit opinion.

We communicate with those charged with governance of the Holding Company and such other entities included in the Statement of which we are the independent auditors regarding, among other matters, the planned scope and timing of the audit and significant audit findings, including any significant deficiencies in internal control that we identify during our audit. We also provide those charged with governance with a statement that we have complied with relevant ethical requirements regarding independence, and to communicate with them all relationships and other matters that may reasonably be thought to bear on our independence, and where applicable, related safeguards.

We also performed procedures in accordance with the Circular No. CIR/CFD/CMD1/44/2019 dated March 29, 2019 issued by the Securities Exchange Board of India under Regulation 33 (8) of the Listing Regulations, to the extent applicable.



**Other Matter**

The accompanying Statement includes the audited financial results/statements and other financial information, in respect of:

- 6 subsidiaries, whose financial results include total assets of Rs 3,614.51 million as at March 31, 2024, total revenues of Rs 1,119.05 million and Rs 4,723.64 million, total net profit after tax of Rs. 48.45 million and Rs. 247.15 million, total comprehensive income of Rs. 48.45 million and Rs. 247.15 million, for the quarter and the year ended on that date respectively, and net cash inflows of Rs. 541.70 million for the year ended March 31, 2024, as considered in the Statement which have been audited by their respective independent auditors.

The independent auditor's report on the financial statements/financial results/financial information of these entities have been furnished to us by the Management and our opinion on the Statement in so far as it relates to the amounts and disclosures included in respect of these subsidiaries is based solely on the reports of such auditors and the procedures performed by us as stated in paragraph above.

These subsidiaries are located outside India whose financial results/financial statements and other financial information have been prepared in accordance with the accounting principles generally accepted in their respective countries and which have been audited by other auditors under generally accepted auditing standards applicable in their respective countries. The Holding Company's management has converted the financial results / financial statements of such subsidiaries located outside India from accounting principles generally accepted in their respective countries to accounting principles generally accepted in India. We have audited these conversion adjustments made by the Holding Company's management. Our opinion in so far as it relates to the balances and affairs of such subsidiaries located outside India is based on the report of other auditors and the conversion adjustments prepared by the management of the Holding Company and audited by us.

The comparative financial information of the Group for the corresponding quarter and for the year ended March 31, 2023, included in these consolidated financial results, were audited by the predecessor auditor who expressed an unmodified opinion on those consolidated financial information on May 08, 2023.

The Statement includes the results for the quarter ended March 31, 2024 being the balancing figures between the audited figures in respect of the full financial year ended March 31, 2024 and the published unaudited year-to-date figures up to the end of the third quarter of the current financial year, which were subjected to a limited review by us, as required under the Listing Regulations.

**For SRBC & CO LLP**

Chartered Accountants

ICAI Firm Registration Number: 324982E/E300003

*H. S. Ginwala***per Huzefa Ginwala**

Partner

Membership No.: 111757

UDIN: 24111757BKENPB8901Place: New Delhi

Date: April 29, 2024





<b>Birlasoft Limited</b>					
Registered Office: 35 & 36, Rajiv Gandhi Infotech Park, Phase I, MIDC, Hinjawadi, Pune - 411057					
Phone : +91 20 6652 5000   Fax : +91 20 6652 5001   contactus@birlasoft.com   www.birlasoft.com   CIN : L72200PN1990PLC059594					
<b>PART I</b>					
<b>STATEMENT OF AUDITED CONSOLIDATED FINANCIAL RESULTS FOR THE QUARTER AND YEAR ENDED 31 MARCH 2024</b>					
<i>₹ in million (except per share data)</i>					
Particulars	Quarter ended			Year ended	
	31 March 2024 (Audited) (Refer note 8)	31 December 2023 (Unaudited)	31 March 2023 (Audited) (Refer note 8)	31 March 2024 (Audited)	31 March 2023 (Audited)
Revenue from operations	13,625.48	13,429.51	12,263.88	52,781.45	47,947.69
Other income (net) (Refer note 5)	457.18	281.66	(23.09)	1,035.06	228.11
<b>Total income</b>	<b>14,082.66</b>	<b>13,711.17</b>	<b>12,240.79</b>	<b>53,816.51</b>	<b>48,175.80</b>
<b>Expenses</b>					
Employee benefits expense	7,679.35	7,934.40	7,294.12	30,483.30	28,130.57
Finance costs	40.80	59.50	39.69	199.42	185.89
Depreciation and amortisation expense	210.90	210.55	209.60	850.26	822.65
Other expenses	3,729.44	3,352.26	3,300.16	13,935.94	14,612.47
<b>Total expenses</b>	<b>11,660.49</b>	<b>11,556.71</b>	<b>10,843.57</b>	<b>45,468.92</b>	<b>43,751.58</b>
<b>Profit before tax</b>	<b>2,422.17</b>	<b>2,154.46</b>	<b>1,397.22</b>	<b>8,347.59</b>	<b>4,424.22</b>
<b>Tax expense</b>					
Current tax	416.41	636.72	262.97	1,994.20	1,277.82
Deferred tax charge/ (credit)	204.92	(92.84)	12.57	115.79	(169.44)
<b>Total tax expense</b>	<b>621.33</b>	<b>543.88</b>	<b>275.54</b>	<b>2,109.99</b>	<b>1,108.38</b>
<b>Profit for the period</b>	<b>1,800.84</b>	<b>1,610.58</b>	<b>1,121.68</b>	<b>6,237.60</b>	<b>3,315.84</b>
<b>Other comprehensive income/(losses)</b>					
Items that will not be reclassified subsequently to profit or loss					
Remeasurements of defined benefit plans	(80.04)	2.47	13.01	(72.98)	(4.58)
Less: Income tax effect	20.15	(0.63)	(3.28)	18.37	1.15
Items that will be reclassified subsequently to profit or loss					
(i) Exchange differences in translating of foreign operations	(23.02)	118.19	(61.09)	235.50	1,020.06
(ii) Net gains/(losses) on cash flow hedges	24.96	23.75	195.56	84.20	(139.13)
Less: Income tax effect	(6.28)	(5.98)	(49.22)	(21.19)	35.02
<b>Total other comprehensive income for the year (net of tax)</b>	<b>(64.23)</b>	<b>137.80</b>	<b>94.98</b>	<b>243.90</b>	<b>912.52</b>
<b>Total comprehensive income for the period</b>	<b>1,736.61</b>	<b>1,748.38</b>	<b>1,216.66</b>	<b>6,481.50</b>	<b>4,228.36</b>
<b>Profit attributable to</b>					
Owners of the company	1,800.84	1,610.58	1,121.68	6,237.60	3,315.84
<b>Profit for the period</b>	<b>1,800.84</b>	<b>1,610.58</b>	<b>1,121.68</b>	<b>6,237.60</b>	<b>3,315.84</b>
<b>Other comprehensive income attributable to</b>					
Owners of the Company	(64.23)	137.80	94.98	243.90	912.52
<b>Other comprehensive income for the period</b>	<b>(64.23)</b>	<b>137.80</b>	<b>94.98</b>	<b>243.90</b>	<b>912.52</b>
<b>Total comprehensive income attributable to</b>					
Owners of the Company	1,736.61	1,748.38	1,216.66	6,481.50	4,228.36
<b>Total comprehensive income for the period</b>	<b>1,736.61</b>	<b>1,748.38</b>	<b>1,216.66</b>	<b>6,481.50</b>	<b>4,228.36</b>
Paid up equity capital [Face value ₹ 2/- per share]	551.87	551.50	549.74	551.87	549.74
Other equity				29,889.38	23,933.19
<b>Earnings per equity share (face value ₹ 2 per share) (not annualized for interim periods)</b>					
Basic (₹)	6.48	5.82	4.07	22.54	11.96
Diluted (₹)	6.39	5.73	4.02	22.25	11.92

INITIAL FOR IDENTIFICATION  
BY  
*SRBC*  
SRBC & CO LLP



**Birlasoft Limited**

Registered Office: 35 & 36, Rajiv Gandhi Infotech Park, Phase I, MIDC, Hinjawadi, Pune - 411057  
Phone : +91 20 6652 5000 | Fax : +91 20 6652 5001 | contactus@birlasoft.com | www.birlasoft.com | CIN : L72200PN1990PLC059594

**PART I**

**STATEMENT OF AUDITED CONSOLIDATED FINANCIAL RESULTS FOR THE QUARTER AND YEAR ENDED 31 MARCH 2024**

**Notes:**

- The above audited consolidated financial results have been reviewed by the Audit Committee and thereafter approved and taken on record by the Board of Directors at its meeting held on 29 April 2024. These audited consolidated financial results are prepared in accordance with the Indian Accounting Standards (referred to as "Ind AS") as prescribed under Section 133 of the Companies Act, 2013 read with Companies (Indian Accounting Standards) Rules, 2015 as amended from time to time.
- The Statutory Auditors of the Company have audited the above consolidated financial results of the Company for the year ended 31 March 2024. An unmodified opinion has been issued by them thereon.
- Standalone information:

Sr No	Particulars	Quarter ended			Year ended	
		31 March 2024	31 December 2023	31 March 2023	31 March 2024	31 March 2023
		(Audited)	(Unaudited)	(Audited)	(Audited)	(Audited)
a	Revenue	6,820.30	6,933.60	6,244.43	26,445.27	24,172.43
b	Profit before tax	941.98	1,174.51	341.12	3,962.43	2,671.98
c	Net profit for the period	689.11	860.01	260.57	2,987.39	2,003.64
d	Other comprehensive income/(losses)	(41.21)	19.61	156.07	8.40	(107.54)
e	Total comprehensive income	647.90	879.62	416.64	2,995.79	1,896.10

- The results for the quarter and year ended 31 March 2024, are available on the Company's website at www.birlasoft.com and also on the website of BSE Limited at www.bseindia.com and National Stock Exchange of India Limited at www.nseindia.com, where the shares of the Company are listed.
- Following items are disclosed on net basis in Other Income:

Particulars	Quarter ended			Year ended	
	31 March 2024	31 December 2023	31 March 2023	31 March 2024	31 March 2023
	(Audited)	(Unaudited)	(Audited)	(Audited)	(Audited)
Exchange (loss)/ gain	(11.07)	65.98	(118.09)	(17.00)	(74.86)
Fair value gain/(loss) on financial assets (investments) at fair value through profit or loss	60.64	50.47	(0.62)	173.20	2.19

- The Board of Directors have recommended final dividend of ₹ 4/- per equity share of face value of ₹ 2/- each. The payment of dividend is subject to the approval of the Members at the ensuing Annual General Meeting of the Company. The Company has paid an interim dividend of ₹ 2.5/- per equity share of face value of ₹ 2/- each during the quarter ended 31 December 2023.
- The Company received whistle blower allegations in September 2023 and February 2024 alleging improper conducts of certain employees. The Management is taking steps to understand and assess these allegations. Pending final outcome thereof no adjustment to the financial results statements have been identified till the reporting date.
- The figures for quarter ended 31 March 2024 and 31 March 2023, are arrived at, as difference between audited figures in respect of the full financial year and the unaudited published figures upto nine months of the relevant financial year.
- Previous period's figures have been regrouped / reclassified wherever necessary to conform with the current period's classification / disclosure.

On behalf of the Board of Directors  
For Birlasoft Limited





*Angan Guha*

**Angan Guha**  
CEO & Managing Director  
DIN: 09791436

Place : New Delhi  
Date: 29 April 2024

INITIAL FOR IDENTIFICATION  
BY  
*SRBC*  
SRBC & CO LLP



<b>Birlasoft Limited</b>						
Registered Office: 35 & 36, Rajiv Gandhi Infotech Park, Phase I, MIDC, Hinjawadi, Pune - 411057						
Phone : +91 20 6652 5000   Fax : +91 20 6652 5001   contactus@birlasoft.com   www.birlasoft.com   CIN : L72200PN1990PLC059594						
<b>PART II</b>						
<b>SEGMENT WISE REVENUE AND RESULTS</b>						
<i>₹ in million</i>						
Sr No	Particulars	Quarter ended			Year ended	
		31 March 2024 (Audited)	31 December 2023 (Unaudited)	31 March 2023 (Audited)	31 March 2024 (Audited)	31 March 2023 (Audited)
1	<b>Revenue by Industry Practice</b>					
	Banking, Financial Services and Insurance	2,883.61	2,770.14	2,507.82	11,029.50	9,283.34
	Manufacturing	5,710.21	5,504.05	4,912.57	21,744.87	19,503.41
	Energy and Utilities	2,016.67	1,942.23	1,823.44	7,544.87	6,823.11
	Life Sciences & Services	3,014.99	3,213.09	3,020.05	12,462.21	12,337.83
	<b>Revenue from operations</b>	<b>13,625.48</b>	<b>13,429.51</b>	<b>12,263.88</b>	<b>52,781.45</b>	<b>47,947.69</b>
2	<b>Segment Results</b>					
	Banking, Financial Services and Insurance	851.38	792.40	785.40	3,325.65	2,585.35
	Manufacturing	1,817.32	1,496.02	1,326.08	6,082.69	4,815.99
	Energy and Utilities	616.73	617.07	778.19	2,544.88	2,636.61
	Life Sciences & Services	426.83	717.43	446.52	2,730.22	446.40
	<b>Total</b>	<b>3,712.26</b>	<b>3,622.92</b>	<b>3,336.19</b>	<b>14,683.44</b>	<b>10,484.35</b>
	Less:					
	- Finance costs	40.80	59.50	39.69	199.42	185.89
	- Other unallocable expenditure (net of unallocable income)	1,249.29	1,408.96	1,899.28	6,136.43	5,874.24
	<b>Profit before tax</b>	<b>2,422.17</b>	<b>2,154.46</b>	<b>1,397.22</b>	<b>8,347.59</b>	<b>4,424.22</b>
<b>Notes :</b>						
i) The Chairman and CEO & Managing Director of the Company have been identified as the Chief Operating Decision Maker (CODM) as defined by IND AS 108, "Operating Segments." The Chairman of the Company evaluates the segments based on their revenue growth and operating income.						
ii) Assets and liabilities are not identified to any reportable segment, since these are used interchangeably across segments and consequently, the management believes that it is not practicable or meaningful to provide segment disclosures relating to total assets and liabilities.						
				On behalf of the Board of Directors For Birlasoft Limited  <b>Angan Guha</b> CEO & Managing Director DIN: 09791436		
Place : New Delhi Date: 29 April 2024						

INITIAL FOR IDENTIFICATION  
BY  
  
**SRBC & CO LLP**

**Birlasoft Limited**

Registered Office: 35 & 36, Rajiv Gandhi Infotech Park, Phase I, MIDC, Hinjawadi, Pune - 411057

Phone : +91 20 6652 5000 | Fax : +91 20 6652 5001 | contactus@birlasoft.com | www.birlasoft.com | CIN : L72200PN1990PLC059594

**PART III**

**CONSOLIDATED STATEMENT OF ASSETS AND LIABILITIES AS AT 31 MARCH 2024**


₹ in million

Particulars		31 March 2024 (Audited)	31 March 2023 (Audited)
<b>A</b>	<b>ASSETS</b>		
<b>1</b>	<b>Non-current assets</b>		
a.	Property, plant and equipment	1,047.25	1,423.36
b.	Right-of-use assets	871.89	901.91
c.	Capital work-in-progress	116.43	64.95
d.	Goodwill	4,956.83	4,895.82
e.	Other intangible assets	94.94	137.93
f.	Financial assets		
	Investments	2,859.61	743.69
	Other financial assets	163.11	269.98
g.	Income tax assets (net)	239.11	492.62
h.	Deferred tax assets (net)	1,044.00	1,170.78
i.	Other non-current assets	189.16	73.92
		<b>11,582.33</b>	<b>10,174.96</b>
<b>2</b>	<b>Current assets</b>		
a.	Financial assets		
	Investments	10,336.13	4,907.81
	Trade receivables	10,365.22	9,071.18
	Cash and cash equivalents	3,925.70	4,668.82
	-Other bank balances	323.68	897.82
	Other financial assets	28.93	11.04
b.	Other current assets	2,694.50	2,141.05
		<b>27,674.16</b>	<b>21,697.72</b>
	<b>TOTAL ASSETS</b>	<b>39,256.49</b>	<b>31,872.68</b>
<b>B</b>	<b>EQUITY AND LIABILITIES</b>		
	<b>Equity</b>		
a.	Equity share capital	551.87	549.74
b.	Other equity	29,889.38	23,933.19
	<b>Total equity</b>	<b>30,441.25</b>	<b>24,482.93</b>
	<b>Liabilities</b>		
<b>1</b>	<b>Non-current liabilities</b>		
a.	Financial liabilities		
	Lease liabilities	577.63	662.12
	Other financial liabilities	67.28	52.81
b.	Provisions	712.31	487.42
		<b>1,357.22</b>	<b>1,202.35</b>
<b>2</b>	<b>Current liabilities</b>		
a.	Financial liabilities		
	Lease liabilities	354.14	356.19
	Trade payables		
	a) Total outstanding dues of micro enterprises and small enterprises	22.25	11.63
	b) Total outstanding dues of creditors other than micro enterprises and small enterprises	2,783.04	2,301.17
	Other financial liabilities	2,049.24	1,318.05
b.	Other current liabilities	1,377.03	1,235.18
c.	Provisions	631.21	638.95
d.	Income tax liabilities (net)	241.11	326.23
		<b>7,458.02</b>	<b>6,187.40</b>
	<b>TOTAL EQUITY AND LIABILITIES</b>	<b>39,256.49</b>	<b>31,872.68</b>

On behalf of the Board of Directors  
For Birlasoft Limited

*Angan Guha*  
Angan Guha  
CEO & Managing Director

DIN: 09791436



INITIAL FOR IDENTIFICATION  
BY  
*SRBC*  
SRBC & CO LLP

Place : New Delhi  
Date: 29 April 2024

**Birlasoft Limited**

Registered Office: 35 & 36, Rajiv Gandhi Infotech Park, Phase I, MIDC, Hinjawadi, Pune - 411057  
Phone : +91 20 6652 5000 | Fax : +91 20 6652 5001 | contactus@birlasoft.com | www.birlasoft.com | CIN : L72200PN1990PLC059594

**PART IV**

**CONSOLIDATED STATEMENT OF CASH FLOWS FOR THE YEAR ENDED 31 MARCH 2024**

₹ in million

	Particulars	31 March 2024 (Audited)	31 March 2023 (Audited)
<b>A</b>	<b>CASH FLOW FROM OPERATING ACTIVITIES</b>		
	Profit before tax	8,347.59	4,424.22
	<b>Adjustments for</b>		
	Loss/(Profit) on sale of property, plant and equipment and intangible assets (net)	(5.61)	10.91
	Depreciation and amortization expense	850.26	822.65
	Interest expense	199.42	185.89
	Interest income	(504.12)	(188.67)
	Gain on sale / redemption of mutual funds	(79.58)	(104.77)
	Fair value gain on financial assets (investments) at fair value through profit or loss	(173.20)	(2.19)
	Provision for doubtful debts and advances (net)	(1,309.96)	1,301.99
	Bad debts written off	1,725.17	352.43
	Creditors written back	(37.39)	-
	Share based compensation expenses	617.93	288.75
	Unrealized foreign exchange loss	89.49	633.03
	Operating Profit before working capital changes	<b>9,720.00</b>	<b>7,724.24</b>
	<b>Adjustments for changes in working capital:</b>		
	(Increase)/Decrease in trade receivables	(1,683.25)	(2,436.60)
	(Increase)/Decrease in other financial assets and other assets	(679.52)	2,082.87
	Increase/(Decrease) in trade Payables	529.23	217.78
	Increase/(Decrease) in other financial liabilities, other liabilities and provisions	1,103.29	(664.14)
	Cash generated from operations	8,989.75	6,924.15
	Income taxes paid	(1,807.44)	(1,314.91)
	<b>Net cash generated from operating activities (A)</b>	<b>7,182.31</b>	<b>5,609.24</b>
<b>B</b>	<b>CASH FLOW FROM INVESTING ACTIVITIES</b>		
	Purchase of property, plant and equipment and intangible assets (including net movement in capital work-in-progress and capital advances & payable with respect to property, plant & equipment)	(262.17)	(577.38)
	Proceeds from sale of property, plant and equipment	70.68	11.99
	Purchase of bonds & index fund	(490.20)	(350.62)
	Purchase of other investments	(57,334.38)	(34,131.20)
	Sale of investments	50,697.91	37,359.24
	Interest received	389.68	238.28
	Bank deposits placed	(8,606.55)	(5,830.63)
	Proceeds from redemption of bank deposits	9,265.82	5,797.26
	<b>Net cash generated from/ (used in) investing activities (B)</b>	<b>(6,269.21)</b>	<b>2,516.94</b>
<b>C</b>	<b>CASH FLOW FROM FINANCING ACTIVITIES</b>		
	Proceeds from issue of share capital and application money	98.54	129.17
	Buyback of equity shares	-	(3,900.00)
	Tax on buyback of equity shares	-	(788.95)
	Expenses for buyback of equity shares	-	(55.40)
	Payment of principal portion of lease liabilities	(410.45)	(402.79)
	Dividend paid	(1,239.65)	(1,249.50)
	Interest and finance charges paid	(126.50)	(94.57)
	<b>Net cash used in financing activities (C)</b>	<b>(1,678.06)</b>	<b>(6,362.04)</b>
<b>D</b>	<b>Exchange differences on translation of foreign currency cash and cash equivalents</b>	<b>21.84</b>	<b>(1.23)</b>
	<b>Net increase/ (decrease) in cash and cash equivalents (A + B + C + D)</b>	<b>(743.12)</b>	<b>1,762.91</b>
	Cash and cash equivalents at end of the period	3,925.70	4,668.52
	Cash and cash equivalents at beginning of the period	4,668.82	2,905.61
	<b>Net increase/ (decrease) in cash and cash equivalents</b>	<b>(743.12)</b>	<b>1,762.91</b>

**Note 1 :**

Figures in brackets represent outflows of cash and cash equivalents.

**Note 2 :**

The above Cash Flow Statement has been prepared under the indirect method as set out in the Indian Accounting Standard (Ind-AS) 7 on statement of cash flows.

Place : New Delhi  
Date : 29 April 2024

INITIAL FOR IDENTIFICATION  
BY  
SRBC  
SRBC & CO LLP



On behalf of the Board of Directors  
For Birlasoft Limited

Angan Guha  
CEO & Managing Director  
DIN: 09791436



**Independent Auditor's Report on the Quarterly and Year to Date Audited Standalone Financial Results of the Company Pursuant to the Regulation 33 of the SEBI (Listing Obligations and Disclosure Requirements) Regulations, 2015, as amended****To  
The Board of Directors of  
Birlasoft Limited****Report on the audit of the Standalone Financial Results****Opinion**

We have audited the accompanying statement of quarterly and year to date standalone financial results of Birlasoft Limited (the "Company") for the quarter ended March 31, 2024 and for the year ended March 31, 2024 ("Statement"), attached herewith, being submitted by the Company pursuant to the requirement of Regulation 33 of the SEBI (Listing Obligations and Disclosure Requirements) Regulations, 2015, as amended (the "Listing Regulations").

In our opinion and to the best of our information and according to the explanations given to us, the Statement:

- i. is presented in accordance with the requirements of the Listing Regulations in this regard; and
- ii. gives a true and fair view in conformity with the applicable accounting standards and other accounting principles generally accepted in India, of the net profit and other comprehensive income and other financial information of the Company for the quarter ended March 31, 2024 and for the year ended March 31, 2024.

**Basis for Opinion**

We conducted our audit in accordance with the Standards on Auditing (SAs) specified under section 143(10) of the Companies Act, 2013, as amended ("the Act"). Our responsibilities under those Standards are further described in the "Auditor's Responsibilities for the Audit of the Standalone Financial Results" section of our report. We are independent of the Company in accordance with the Code of Ethics issued by the Institute of Chartered Accountants of India together with the ethical requirements that are relevant to our audit of the financial statements under the provisions of the Act and the Rules thereunder, and we have fulfilled our other ethical responsibilities in accordance with these requirements and the Code of Ethics. We believe that the audit evidence obtained by us is sufficient and appropriate to provide a basis for our opinion.

**Management's Responsibilities for the Standalone Financial Results**

The Statement has been prepared on the basis of the standalone annual financial statements. The Board of Directors of the Company are responsible for the preparation and presentation of the Statement that gives a true and fair view of the net profit and other comprehensive income of the Company and other financial information in accordance with the applicable accounting standards prescribed under Section 133 of the Act read with relevant rules issued thereunder and other accounting principles generally accepted in India and in compliance with Regulation 33 of the Listing Regulations. This responsibility also includes maintenance of adequate accounting records in accordance with the provisions of the Act for safeguarding of the assets of the Company and for preventing and detecting frauds and other irregularities; selection and application of appropriate accounting policies; making judgments and estimates that are reasonable and prudent; and the design, implementation and maintenance of adequate internal financial controls, that were operating effectively for ensuring the accuracy and completeness of the accounting records, relevant to the preparation and presentation of the Statement that give a true and fair view and are free from material misstatement, whether due to fraud or error.



In preparing the Statement, the Board of Directors are responsible for assessing the Company's ability to continue as a going concern, disclosing, as applicable, matters related to going concern and using the going concern basis of accounting unless the Board of Directors either intends to liquidate the Company or to cease operations, or has no realistic alternative but to do so.

The Board of Directors are also responsible for overseeing the Company's financial reporting process.

## **Auditor's Responsibilities for the Audit of the Standalone Financial Results**

Our objectives are to obtain reasonable assurance about whether the Statement as a whole is free from material misstatement, whether due to fraud or error, and to issue an auditor's report that includes our opinion. Reasonable assurance is a high level of assurance but is not a guarantee that an audit conducted in accordance with SAs will always detect a material misstatement when it exists. Misstatements can arise from fraud or error and are considered material if, individually or in the aggregate, they could reasonably be expected to influence the economic decisions of users taken on the basis of the Statement.

As part of an audit in accordance with SAs, we exercise professional judgment and maintain professional skepticism throughout the audit. We also:

- Identify and assess the risks of material misstatement of the Statement, whether due to fraud or error, design and perform audit procedures responsive to those risks, and obtain audit evidence that is sufficient and appropriate to provide a basis for our opinion. The risk of not detecting a material misstatement resulting from fraud is higher than for one resulting from error, as fraud may involve collusion, forgery, intentional omissions, misrepresentations, or the override of internal control.
- Obtain an understanding of internal control relevant to the audit in order to design audit procedures that are appropriate in the circumstances. Under Section 143(3)(i) of the Act, we are also responsible for expressing our opinion on whether the company has adequate internal financial controls with reference to financial statements in place and the operating effectiveness of such controls.
- Evaluate the appropriateness of accounting policies used and the reasonableness of accounting estimates and related disclosures made by the Board of Directors.
- Conclude on the appropriateness of the Board of Directors' use of the going concern basis of accounting and, based on the audit evidence obtained, whether a material uncertainty exists related to events or conditions that may cast significant doubt on the Company's ability to continue as a going concern. If we conclude that a material uncertainty exists, we are required to draw attention in our auditor's report to the related disclosures in the financial results or, if such disclosures are inadequate, to modify our opinion. Our conclusions are based on the audit evidence obtained up to the date of our auditor's report. However, future events or conditions may cause the Company to cease to continue as a going concern.
- Evaluate the overall presentation, structure and content of the Statement, including the disclosures, and whether the Statement represents the underlying transactions and events in a manner that achieves fair presentation.

We communicate with those charged with governance regarding, among other matters, the planned scope and timing of the audit and significant audit findings, including any significant deficiencies in internal control that we identify during our audit.

We also provide those charged with governance with a statement that we have complied with relevant ethical requirements regarding independence, and to communicate with them all relationships and other matters that may reasonably be thought to bear on our independence, and where applicable, related safeguards.





# SRBC & CO LLP

Chartered Accountants

## Other Matter

The comparative financial information of the Company for the corresponding quarter and year ended March 31, 2023, included in these standalone financial results, were audited by the predecessor auditor who expressed an unmodified opinion on those financial information on May 08, 2023.

The Statement includes the results for the quarter ended March 31, 2024 being the balancing figure between the audited figures in respect of the full financial year ended March 31, 2024 and the published unaudited year-to-date figures up to the third quarter of the current financial year, which were subjected to a limited review by us, as required under the Listing Regulations.

**For SRBC & CO LLP**

Chartered Accountants

ICAI Firm Registration Number: 324982E/E300003

*H. Ginwala*

per **Huzefa Ginwala**

Partner

Membership No.: 111757

UDIN: 24111757BKENPC4819

Place: New Delhi

Date: April 29, 2024







<b>Birlasoft Limited</b>					
Registered Office : 35 & 36, Rajiv Gandhi Infotech Park, Phase-I, MIDC, Hinjawadi, Pune - 411057					
Phone : +91 20 6652 5000   Fax : +91 20 6652 5001   contactus@birlasoft.com   www.birlasoft.com   CIN : L72200PN1990PLC059594					
<b>PART I</b>					
<b>STATEMENT OF AUDITED STANDALONE FINANCIAL RESULTS FOR THE QUARTER AND YEAR ENDED 31 MARCH 2024</b>					
<b>₹ in million (except per share data)</b>					
Particulars	Quarter ended			Year ended	
	31 March 2024 (Audited) (Refer note 8)	31 December 2023 (Unaudited)	31 March 2023 (Audited) (Refer note 8)	31 March 2024 (Audited)	31 March 2023 (Audited)
Revenue from operations	6,820.30	6,933.60	6,244.43	26,445.27	24,172.43
Other income (net) (Refer note 5)	183.15	210.34	(26.76)	983.23	341.71
<b>Total Income</b>	<b>7,003.45</b>	<b>7,143.94</b>	<b>6,217.67</b>	<b>27,428.50</b>	<b>24,514.14</b>
<b>Expenses</b>					
Employee benefits expense	4,735.48	4,734.74	4,338.35	18,346.31	16,693.53
Finance costs	13.60	16.35	22.95	69.21	98.44
Depreciation and amortisation expense	179.43	190.77	189.94	763.33	759.36
Other expenses	1,132.96	1,027.57	1,325.31	4,287.22	4,290.83
<b>Total expenses</b>	<b>6,061.47</b>	<b>5,969.43</b>	<b>5,876.55</b>	<b>23,466.07</b>	<b>21,842.16</b>
<b>Profit before tax</b>	<b>941.98</b>	<b>1,174.51</b>	<b>341.12</b>	<b>3,962.43</b>	<b>2,671.98</b>
<b>Tax expense</b>					
Current tax	180.83	322.72	117.19	909.15	732.71
Deferred tax (credit)/charge	72.04	(8.22)	(36.64)	65.89	(64.37)
<b>Total tax expense</b>	<b>252.87</b>	<b>314.50</b>	<b>80.55</b>	<b>975.04</b>	<b>668.34</b>
<b>Profit for the period</b>	<b>689.11</b>	<b>860.01</b>	<b>260.57</b>	<b>2,987.39</b>	<b>2,003.64</b>
<b>Other comprehensive (losses)/income</b>					
Items that will not be reclassified subsequently to profit or loss					
Remeasurements of defined benefit plans	(80.04)	2.47	13.01	(72.98)	(4.58)
Less: Income tax effect	20.15	(0.63)	(3.28)	18.37	1.15
Items that will be reclassified subsequently to profit or loss					
Effective portion of gains / (losses) on hedging instruments in cash flow hedges	24.96	23.75	195.56	84.20	(139.13)
Less: Income tax effect	(6.28)	(5.98)	(49.22)	(21.19)	35.02
<b>Total other comprehensive (losses)/income</b>	<b>(41.21)</b>	<b>19.61</b>	<b>156.07</b>	<b>8.40</b>	<b>(107.54)</b>
<b>Total comprehensive income for the year</b>	<b>647.90</b>	<b>879.62</b>	<b>416.64</b>	<b>2,995.79</b>	<b>1,896.10</b>
Paid up equity capital [Face value ₹ 2/- per share]	551.87	551.50	549.74	551.87	549.74
Other equity				14,130.11	11,659.64
<b>Earnings per equity share (face value ₹ 2 per share) (Not annualized for interim periods)</b>					
Basic (₹)	2.48	3.11	0.94	10.80	7.23
Diluted (₹)	2.44	3.06	0.93	10.66	7.20

INITIAL FOR IDENTIFICATION  
BY  
*SRBC*  
SRBC & CO LLP




Birlasoft Limited					
Registered Office : 35 & 36, Rajiv Gandhi Infotech Park, Phase-I, MIDC, Hinjawadi, Pune - 411057					
Phone : +91 20 6652 5000   Fax : +91 20 6652 5001   contactus@birlasoft.com   www.birlasoft.com   CIN : L72200PN1990PLC059594					
PART I					
STATEMENT OF AUDITED STANDALONE FINANCIAL RESULTS FOR THE QUARTER AND YEAR ENDED 31 MARCH 2024					
<b>Notes:</b>					
1 The above audited standalone financial results have been reviewed by the Audit Committee and thereafter approved and taken on record by the Board of Directors at its meeting held on 29 April 2024. These audited standalone financial results are prepared in accordance with the Indian Accounting Standards (referred to as "Ind AS") as prescribed under Section 133 of the Companies Act, 2013 read with Companies (Indian Accounting Standards) Rules, 2015 as amended from time to time.					
2 The Statutory Auditors of the Company have audited the above standalone financial results of the Company for the quarter and year ended 31 March 2024. An unmodified opinion has been issued by them thereon.					
3 The results for the quarter and year ended 31 March 2024, are available on the Company's website at www.birlasoft.com and also on the website of BSE Limited at www.bseindia.com and National Stock Exchange of India Limited at www.nseindia.com, where the shares of the Company are listed.					
4 Where financial results contain both consolidated financial results and standalone financial results of the parent, segment information is required to be presented only in the consolidated financial results. Accordingly, segment information has been presented in the consolidated financial results.					
5 Following items are disclosed on net basis in Other Income: <span style="float: right;">(₹ in million)</span>					
Particulars	Quarter ended			Year ended	
	31 March 2024 (Audited)	31 December 2023 (Unaudited)	31 March 2023 (Audited)	31 March 2024 (Audited)	31 March 2023 (Audited)
Exchange (loss)/gain	9.08	60.42	(111.96)	28.22	59.77
Fair value gain/(loss) on financial assets (investments) at fair value through profit or loss	15.63	4.04	(0.63)	14.51	1.93
6 The Board of Directors have recommended final dividend of ₹ 4.00/- per equity share of face value of ₹ 2/- each. The payment of dividend is subject to the approval of the Members at the ensuing Annual General Meeting of the Company. The Company has paid an interim dividend of ₹ 2.50/- per equity share of face value of ₹ 2/- each during the quarter ended 31 December 2023.					
7 The Company received whistle blower allegations in September 2023 and February 2024 alleging improper conducts of certain employees. The Management is taking steps to understand and assess these allegations. Pending final outcome thereof no adjustment to the financial results statements have been identified till the reporting date.					
8 The figures for quarter ended 31 March 2024 and 31 March 2023, are arrived at, as difference between audited figures in respect of the full financial year and the unaudited published figures upto nine months of the relevant financial year.					
9 Previous period's figures have been regrouped / reclassified wherever necessary to conform with the current period's classification / disclosure.					
			 On behalf of the Board of Directors For Birlasoft Limited   Angan Guha CEO & Managing Director DIN: 09791436		
Place : New Delhi					
Date: 29 April 2024					

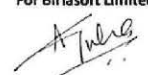
INITIAL FOR IDENTIFICATION  
BY  
  
  
 SRBC & CO LLP

**PART II**  
**STANDALONE STATEMENT OF ASSETS AND LIABILITIES AS AT 31 MARCH 2024**

		₹ in million	
Particulars		31 March 2024 (Audited)	31 March 2023 (Audited)
<b>A</b>	<b>ASSETS</b>		
<b>1</b>	<b>Non-current assets</b>		
a.	Property, plant and equipment	969.38	1,364.50
b.	Right of use asset	450.22	788.26
c.	Capital work in progress	81.62	64.95
d.	Other Intangible assets	94.93	136.88
e.	Financial assets		
	Investment	6,522.94	4,407.03
	Other financial assets	159.42	156.19
f.	Income tax assets (net)	130.33	167.77
g.	Deferred tax assets (net)	397.02	484.10
h.	Other non-current assets	92.53	27.62
		<b>8,898.39</b>	<b>7,597.30</b>
<b>2</b>	<b>Current assets</b>		
a.	Financial assets		
	Investments	5,689.15	3,099.92
	Trade receivables	3,541.80	1,845.01
	Cash and cash equivalents	532.21	1,932.98
	Other bank balances	323.68	719.29
	Other financial assets	88.17	14.77
b.	Other current assets	1,107.41	988.55
		<b>11,282.42</b>	<b>8,600.52</b>
	<b>TOTAL ASSETS</b>	<b>20,180.81</b>	<b>16,197.82</b>
<b>B</b>	<b>EQUITY AND LIABILITIES</b>		
	<b>Equity</b>		
a.	Equity share capital	551.87	549.74
b.	Other equity	14,130.11	11,659.64
		<b>14,681.98</b>	<b>12,209.38</b>
	<b>Liabilities</b>		
<b>1</b>	<b>Non-current liabilities</b>		
a.	Financial liabilities		
	Lease Liabilities	214.05	577.24
	Other financial liabilities	37.16	21.93
b.	Provisions	709.15	487.42
		<b>960.36</b>	<b>1,086.59</b>
<b>2</b>	<b>Current liabilities</b>		
a.	Financial liabilities		
	Lease Liabilities	269.95	309.91
	Trade payables		
	a) Outstanding dues of micro enterprises and small enterprises	22.25	11.63
	b) Outstanding dues of creditors other than micro enterprises and small enterprises	2,046.71	1,034.09
	Other financial liabilities	1,422.16	672.03
b.	Other current liabilities	428.36	483.13
c.	Provisions	213.54	183.85
d.	Income tax liabilities (net)	135.50	207.21
		<b>4,538.47</b>	<b>2,901.85</b>
	<b>TOTAL EQUITY AND LIABILITIES</b>	<b>20,180.81</b>	<b>16,197.82</b>

Place : New Delhi  
Date : 29 April 2024



On behalf of the Board of Directors  
For Birlasoft Limited  
  
**Angan Guha**  
CEO & Managing Director  
DIN: 09791436

**INITIAL FOR IDENTIFICATION  
BY**

*SRBC*

**SRBC & CO LLP**




**PART III**  
**STANDALONE STATEMENT OF CASH FLOWS FOR THE YEAR ENDED 31 MARCH 2024**

		₹ in million	
Particulars		31 March 2024 (Audited)	31 March 2023 (Audited)
<b>A</b>	<b>CASH FLOW FROM OPERATING ACTIVITIES</b>		
	Profit before tax	3,962.43	2,671.98
	<b>Adjustments for</b>		
	Loss/(Profit) on sale of property, plant and equipment and intangible assets (net)	(5.69)	7.67
	Depreciation and Amortization expenses	763.33	759.36
	Interest expense	69.21	98.44
	Interest income	(434.66)	(179.76)
	Dividend income	(411.28)	-
	Gain on sale/redemption of mutual funds	(79.58)	(96.68)
	Fair value (gain)/ loss on financial assets (investments) at fair value through profit or loss	(14.51)	(1.93)
	Provision for doubtful debts and advances (net)	(285.44)	300.19
	Bad debts written off	491.02	156.71
	Creditors written back	(3.03)	-
	Share based compensation expenses	424.09	173.93
	Unrealised foreign exchange loss	5.53	18.99
	<b>Operating Profit before working capital changes</b>	<b>4,481.42</b>	<b>3,908.90</b>
	<b>Adjustments for changes in working capital:</b>		
	(Increase)/Decrease in trade receivables	(1,904.50)	593.75
	(Increase)/Decrease in other financial assets and other assets	23.86	101.52
	Increase/(Decrease) in trade Payables	1,020.70	261.63
	Increase/(Decrease) in other financial liabilities, other liabilities and provisions	890.32	(300.55)
	Cash generated from operations	4,511.80	4,565.25
	Income taxes paid	(925.05)	(797.62)
	<b>Net cash generated from operating activities (A)</b>	<b>3,586.75</b>	<b>3,767.63</b>
<b>B</b>	<b>CASH FLOW FROM INVESTING ACTIVITIES</b>		
	Purchase of property, plant and equipment and intangible assets (including net movement in capital work in progress , capital advances and payables in respect of Property, Plant and equipment)	(173.67)	(551.03)
	Proceeds from sale of property, plant and equipment	69.93	11.99
	Purchase of bonds & index fund	(490.20)	(350.62)
	Purchase of other investments	(36,663.47)	(29,058.30)
	Sale of investments	32,656.52	33,365.90
	Interest received	320.74	229.64
	Dividend received	411.28	-
	Bank Deposits placed	(7,312.62)	(2,181.55)
	Proceeds from redemption of bank deposits	7,706.99	2,436.28
	<b>Net cash generated from/(used in) investing activities (B)</b>	<b>(3,474.50)</b>	<b>3,902.31</b>
<b>C</b>	<b>CASH FLOW FROM FINANCING ACTIVITIES</b>		
	Proceeds from issue of share capital and application money	98.54	129.17
	Buyback of equity shares	-	(3,900.00)
	Tax on buyback of equity shares	-	(788.95)
	Expenses for buyback of equity shares	-	(55.40)
	Payment of principal portion of lease liabilities (Refer note 4)	(355.78)	(362.90)
	Dividend paid	(1,239.65)	(1,249.50)
	Interest and finance charges paid	(8.03)	(11.29)
	<b>Net cash used in financing activities (C)</b>	<b>(1,504.92)</b>	<b>(6,238.87)</b>
<b>D</b>	<b>Exchange differences on translation of foreign currency cash and cash equivalents (D)</b>	<b>(8.10)</b>	<b>(10.85)</b>
	<b>Net increase/ (decrease) in cash and cash equivalents (A + B + C + D)</b>	<b>(1,400.77)</b>	<b>1,420.22</b>
	Cash and cash equivalents at end of the period	532.21	1,932.98
	Cash and cash equivalents at beginning of the period	1,932.98	512.76
	<b>Net increase/ (decrease) in cash and cash equivalents</b>	<b>(1,400.77)</b>	<b>1,420.22</b>

**Note 1:**  
Figures in brackets represent outflows of cash and cash equivalents.

**Note 2:**  
The above Cash Flow Statement has been prepared under the indirect method as set out in Indian Accounting Standard (Ind-AS) 7 on Statement of cash flows.

Place : New Delhi  
Date: 29 April 2024



On behalf of the Board of Directors  
For Birlasoft Limited

*Angan Guha*  
**Angan Guha**  
CEO & Managing Director  
DIN: 09791436

**INITIAL FOR IDENTIFICATION  
BY**

*S.R.S.C.*

**SRBC & CO LLP**

April 29, 2024

**BSE Limited**  
Phiroze Jeejeebhoy Towers,  
Dalal Street,  
Mumbai - 400001.

**National Stock Exchange of India Limited,**  
Exchange Plaza, C/1, G Block,  
Bandra - Kurla Complex, Bandra (E),  
Mumbai - 400051.

**Scrip ID:** BSOFT  
**Scrip Code:** 532400

**Symbol:** BSOFT  
**Series:** EQ

**Kind Attn:** The Manager,  
Department of Corporate Services

**Kind Attn:** The Manager,  
Listing Department

**Subject:** - Declaration pursuant to Regulation 33(3)(d) of the Securities and Exchange Board of India (Listing Obligations and Disclosure Requirements) Regulations, 2015 [the SEBI (LODR) Regulations, 2015].

Dear Sir/Madam,

We, **Angan Guha - CEO & Managing Director** and **Kamini Shah - Chief Financial Officer** of Birlasoft Limited, having its Registered Office at 35 & 36, Rajiv Gandhi Infotech Park, Phase - I, MIDC, Hinjawadi, Pune - 411057, India, hereby declare that, the Statutory Auditors of the Company, S R B C & Co. LLP (FRN: 324982E/E300003) have issued Audit Reports with unmodified opinion on the Audited Financial Results of the Company (Standalone & Consolidated), for the quarter and year ended March 31, 2024.

This declaration is given in compliance with Regulation 33(3)(d) of the SEBI (LODR) Regulations, 2015 and Circular No. CIR/CFD/CMD/56/2016, dated May 27, 2016.

Thanking you.

Yours faithfully,

For **Birlasoft Limited**



Angan Guha  
CEO & Managing Director



Kamini Shah  
Chief Financial Officer

**Birlasoft Limited**

Registered Office: 35 & 36, Rajiv Gandhi Infotech Park, Phase - I, MIDC, Hinjawadi, Pune (MH) 411057, India

Tel: +91 20 6652 5000 | Fax +91 20 6652 5001 | [contactus@birlasoft.com](mailto:contactus@birlasoft.com) | [www.birlasoft.com](http://www.birlasoft.com)

CIN: L72200PN1990PLC059594